



A Perfect Day



**ACTIVITY
KIT**


BY LANE SMITH

It was a perfect day for...

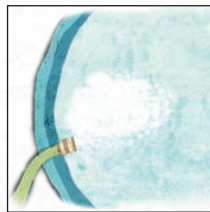
After you have read *A Perfect Day*, use what happens in the book to complete this activity.
Circle the images that show what a perfect day looks like for each animal.



What would Cat consider a perfect day?



What would Dog consider a perfect day?



What would Chickadee consider a perfect day?



Spot the difference!




It was a perfect day for Squirrel and Chickadee in Bert's backyard. But it seems like there are a few items missing in one of the illustrations below. Circle all of the differences that you find!

Hint: There are 4.



What is your perfect day?

With an adult's help, cut out the images on this page and glue them on the next page to create your idea of the perfect day!





Unscramble!

Uh oh! It looks like these words aren't so perfect. Unscramble the words to make them perfect again! Hint: Each word can be found in the book!

NSU _ _ _

OGD _ _ _

RIDB _ _ _ _

TCA _ _ _

LRIQUSRE _ _ _ _ _ _ _

ABER _ _ _ _

TEWAR _ _ _ _ _

OLOP _ _ _ _

ECFTERP _ _ _ _ _ _

ROLFEWS _ _ _ _ _ _



Summer Word Search

Find the following words in the puzzle below:


Squirrel, Chickadee, Bear, Backyard, Summer, Bert, Sun, Perfect, Day, Flowers, Pool, Birds, Fun

B S O R G I D K J T S C B P E S Z C Y
Y U K I J K R E E B N A T E Y D O Z G
T N A D R W M T S U M M E R S R S L M
I S A T P V D C L I W E R F F E Y O E
N K N F U N C H Y C K B N E V S V N O
A R H I M O I U F E E I I C U C I Y B
N I I P C T G P I B I R X T I L X N A
S Q U I R R E L E T A D Y A T U G U C
E G N I V L Y C H Z U S G N I M N T K
J L B I F T S B E R T A E T A S O S Y
O X E S U K T R I B E R Y S K M I X A
U G A Y E C G N O G F S D B D P O D R
R B R X I U U S T A R L E A L H S W D
N T G F N R B F L O W E R S I R P V W
E W E A L T S T E U O N D A Y A O O P
Y R W O T C L K B G N U H O B E O I F
C H I C K A D E E L W S M A N P L C D



Backyard Fun

It's a perfect day for some fun outdoor activities. Here are some suggestions for things you can do in your own backyard – no matter the size!



- Create a nature scavenger hunt. Make a list of things to look for – leaves, insects, etc. – and then start hunting!
- Have a picnic! It will be nice to be outside, but also close to home in case you forget the mustard.
- Search for cool rocks, and then paint and decorate what you find.
- Grab some old white t-shirts and pillowcases and have a tie-dye party.
- Play a game of outdoor Twister. Either use the traditional game, or create your own with spray paint in the grass!
- Plant a garden. You can try out vegetables, flowers, or herbs depending on how much space you have!
- Do you have more concrete than grass in your backyard? Find some sidewalk chalk and create a mural or set up a game of hopscotch.
- Try out the perfect game, “Squirrel, Squirrel, Bear!” Check out the instructions on the next page!



Squirrel, Squirrel, Bear!

Get outside and enjoy the perfect day!
Grab a group of family and friends to play “Squirrel, Squirrel, Bear!”



How to Play:

This is just like Duck, Duck, Goose . . . only more perfect!

- Players sit in a circle with one player (“It”) on the outside.
- The player who is “It” walks around the circle, tapping or pointing to each player in turn and calling each a “Squirrel” until finally calling one a “Bear.”
- The “Bear” then gets up and chases “It” around the circle and tries to tag “It”, while “It” tries to get back to the spot where “Bear” had been sitting.
- If “It” reaches the seat before being tagged by “Bear,” then “Bear” becomes “It” and the game starts over again.
- If “Bear” tags “It,” then “Bear” goes back to the original spot in the circle and “It” tries again.

